

Features

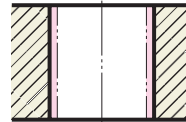
- The heavy-duty machinability of broach and the better finished surface of spiral reamer are incorporated. The reaming speed will be also increased as drilling speed.
- Long tool life with Ion Nitro Processing on reamer blades.
- The surface roughness within Rz6.3μm, even longer stock removal as 0.4mm/dia.
- The spiral angle exceeded 60 degrees will be reduced cutting resistance, then the reaming and burnishing are performed without chattering.

Nikken Broach Reamer		Machine Reamer	
Material	S45C	Material	S45C
Broach reamer dia.	φ8mm	Machine reamer dia.	φ8mm
Rotation speed	650min ⁻¹	Rotation speed	240min ⁻¹
Feed rate	0.25mm/rev	Feed rate	0.1mm/rev
Stock removal / φ	0.3mm	Stock removal / φ	0.1mm

HSS FOR THROUGH HOLE

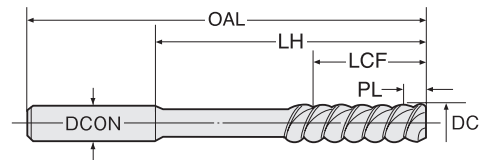
NIKKEN BROACH REAMER

BRS Broach Reamer (Straight Shank)



Explanation of the Code No.

- BRS** - **10.0**
- DIAMETER
 - BROACH REAMER SERIES
 - BRS : STRAIGHT SHANK



LH-HELIX 60° PN P.141 *See P.4 for icons.

STOCK: ●=STANDARD STOCK ITEM(IN JAPAN) △=PRODUCTION BY ORDER

Code No.	STOCK	DC H7	OAL	DCON	PL	LCF	LH
BRS- 1.94	△	1.94	60	3	5.7	15	35
- 1.95	△	1.95					
- 1.96	△	1.96					
- 1.97	△	1.97					
- 1.98	△	1.98					
- 1.99	△	1.99					
- 2.0	△	2.0					
- 2.01	△	2.01					
- 2.02	△	2.02					
- 2.03	△	2.03					
- 2.04	△	2.04					
- 2.05	△	2.05	60	3	5.7	15	35
- 2.06	△	2.06					
- 2.07	△	2.07					
- 2.08	△	2.08					
- 2.09	△	2.09					
- 2.1	△	2.1					
- 2.11	△	2.11					
- 2.12	△	2.12					
- 2.13	△	2.13					
- 2.14	△	2.14					
- 2.15	△	2.15					

Code No.	STOCK	DC H7	OAL	DCON	PL	LCF	LH
BRS- 2.16	△	2.16	60	3	5.7	15	35
- 2.17	△	2.17					
- 2.18	△	2.18					
- 2.19	△	2.19					
- 2.2	△	2.2					
- 2.21	△	2.21					
- 2.22	△	2.22					
- 2.23	△	2.23					
- 2.24	△	2.24					
- 2.25	△	2.25					
- 2.26	△	2.26					
- 2.27	△	2.27	60	3	5.7	15	35
- 2.28	△	2.28					
- 2.29	△	2.29					
- 2.3	△	2.3					
- 2.31	△	2.31					
- 2.32	△	2.32					
- 2.33	△	2.33					
- 2.34	△	2.34					
- 2.35	△	2.35					
- 2.36	△	2.36					
- 2.37	△	2.37					

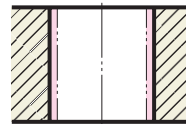
★PL means chamfering length to φDC.

NIKKEN BROACH REAMER



BRS

Broach Reamer (Straight Shank)



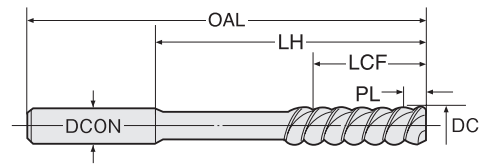
Explanation of the Code No.

BRS - **10.0**

● DIAMETER

● BROACH REAMER SERIES

BRS : STRAIGHT SHANK SHORT



LH-HELIX
60°

PN

P.141

*See P.4 for icons.

STOCK: ●=STANDARD STOCK ITEM(IN JAPAN) △=PRODUCTION BY ORDER

Code No.	STOCK	DC H7	OAL	DCON	PL	LCF	LH
BRS- 2.38	△	2.38	60	3	5.7	15	35
- 2.39	△	2.39					
- 2.4	△	2.4					
- 2.41	△	2.41	60	3	5.7	15	35
- 2.42	△	2.42					
- 2.43	△	2.43					
- 2.44	△	2.44					
- 2.45	△	2.45					
- 2.46	△	2.46					
- 2.47	△	2.47					
- 2.48	△	2.48					
- 2.49	△	2.49					
- 2.5	△	2.5					
- 2.51	△	2.51					
- 2.52	△	2.52					
- 2.53	△	2.53					
- 2.54	△	2.54					
- 2.55	△	2.55	60	3	5.7	15	35
- 2.56	△	2.56					
- 2.57	△	2.57					
- 2.58	△	2.58					
- 2.59	△	2.59					
- 2.6	△	2.6					
- 2.61	△	2.61					
- 2.62	△	2.62					
- 2.63	△	2.63					
- 2.64	△	2.64					
- 2.65	△	2.65					
- 2.66	△	2.66					
- 2.67	△	2.67					
- 2.68	△	2.68					
- 2.69	△	2.69					
- 2.7	△	2.7					
- 2.71	△	2.71					
- 2.72	△	2.72					
- 2.73	△	2.73					
- 2.74	△	2.74					
- 2.75	△	2.75	60	3	5.7	15	35
- 2.76	△	2.76					
- 2.77	△	2.77					
- 2.78	△	2.78					
- 2.79	△	2.79					
- 2.8	△	2.8					
- 2.81	△	2.81					
- 2.82	△	2.82					
- 2.83	△	2.83					
- 2.84	△	2.84					
- 2.85	△	2.85					
- 2.86	△	2.86					
- 2.87	△	2.87					
- 2.88	△	2.88					
- 2.89	△	2.89					
- 2.9	△	2.9					
- 2.91	△	2.91					
- 2.92	△	2.92					
- 2.93	△	2.93					
- 2.94	△	2.94					
- 2.95	△	2.95	70	3	5.7	22	45

Code No.	STOCK	DC H7	OAL	DCON	PL	LCF	LH
BRS- 2.96	△	2.96	70	3	5.7	22	45
- 2.97	△	2.97					
- 2.98	△	2.98					
- 2.99	△	2.99	70	3	5.7	22	45
- 3.0	●	3.0					
- 3.01	△	3.01					
- 3.02	△	3.02					
- 3.03	△	3.03					
- 3.04	△	3.04					
- 3.05	△	3.05					
- 3.06	△	3.06					
- 3.07	△	3.07					
- 3.08	△	3.08					
- 3.09	△	3.09					
- 3.1	●	3.1					
- 3.11	△	3.11	70	3.1	5.7	22	45
- 3.12	△	3.12					
- 3.13	△	3.13					
- 3.14	△	3.14					
- 3.15	△	3.15					
- 3.16	△	3.16					
- 3.17	△	3.17					
- 3.175	△	3.175(1/8)					
- 3.18	△	3.18					
- 3.19	△	3.19					
- 3.2	●	3.2					
- 3.21	△	3.21					
- 3.22	△	3.22					
- 3.23	△	3.23					
- 3.24	△	3.24					
- 3.25	△	3.25					
- 3.26	△	3.26					
- 3.27	△	3.27	70	3.3	5.7	22	45
- 3.28	△	3.28					
- 3.29	△	3.29					
- 3.3	●	3.3					
- 3.31	△	3.31					
- 3.32	△	3.32					
- 3.33	△	3.33					
- 3.34	△	3.34					
- 3.35	△	3.35					
- 3.36	△	3.36					
- 3.37	△	3.37					
- 3.38	△	3.38					
- 3.39	△	3.39					
- 3.4	●	3.4					
- 3.41	△	3.41	70	3.4	5.7	22	45
- 3.42	△	3.42					
- 3.43	△	3.43					
- 3.44	△	3.44					
- 3.45	△	3.45					
- 3.46	△	3.46					
- 3.47	△	3.47					
- 3.48	△	3.48					
- 3.49	△	3.49					
- 3.5	●	3.5					
- 3.51	△	3.51					
- 3.52	△	3.52					

★PL means chamfering length to φDC.

Next page >>>

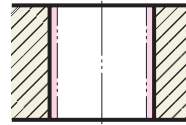
HSS FOR THROUGH HOLE

NIKKEN BROACH REAMER



BRS

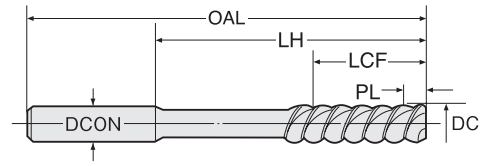
Broach Reamer (Straight Shank)



Explanation of the Code No.

BRS - 10.0

- DIAMETER
- BROACH REAMER SERIES
- BRS : STRAIGHT SHANK SHORT



LH-HELIX 60°

PN

P.141

*See P.4 for icons.

STOCK: ●=STANDARD STOCK ITEM(IN JAPAN) △=PRODUCTION BY ORDER

Code No.	STOCK	DC H7	OAL	DCON	PL	LCF	LH
BRS- 3.53	△	3.53	80	3.5	5.7	24	53
- 3.54	△	3.54	80	3.6	5.7	24	53
- 3.55	△	3.55					
- 3.56	△	3.56					
- 3.57	△	3.57					
- 3.58	△	3.58					
- 3.59	△	3.59					
- 3.6	●	3.6					
- 3.61	△	3.61	80	3.6	5.7	24	53
- 3.62	△	3.62					
- 3.63	△	3.63					
- 3.64	△	3.64					
- 3.65	△	3.65					
- 3.66	△	3.66					
- 3.67	△	3.67					
- 3.68	△	3.68					
- 3.69	△	3.69					
- 3.7	●	3.7					
- 3.71	△	3.71	80	3.7	5.7	24	53
- 3.72	△	3.72					
- 3.73	△	3.73					
- 3.74	△	3.74					
- 3.75	△	3.75					
- 3.76	△	3.76					
- 3.77	△	3.77					
- 3.78	△	3.78					
- 3.79	△	3.79					
- 3.8	●	3.8					
- 3.81	△	3.81	80	3.8	5.7	24	53
- 3.82	△	3.82					
- 3.83	△	3.83					
- 3.84	△	3.84					
- 3.85	△	3.85					
- 3.86	△	3.86					
- 3.87	△	3.87					
- 3.88	△	3.88					
- 3.89	△	3.89					
- 3.9	●	3.9					
- 3.91	△	3.91	80	3.9	5.7	24	53
- 3.92	△	3.92					
- 3.93	△	3.93					
- 3.94	△	3.94					
- 3.95	△	3.95					
- 3.96	△	3.96					
- 3.97	△	3.97					
- 3.98	△	3.98					
- 3.99	△	3.99					
- 4.0	●	4.0					
- 4.01	△	4.01	80	4	6.5	24	53
- 4.02	△	4.02					
- 4.03	△	4.03					
- 4.04	△	4.04					
- 4.05	△	4.05					
- 4.06	△	4.06					
- 4.07	△	4.07					
- 4.08	△	4.08					
- 4.09	△	4.09					
- 4.1	●	4.1					

Code No.	STOCK	DC H7	OAL	DCON	PL	LCF	LH
BRS- 4.11	△	4.11	80	4.1	7.6	24	53
- 4.12	△	4.12					
- 4.13	△	4.13					
- 4.14	△	4.14					
- 4.15	△	4.15					
- 4.16	△	4.16					
- 4.17	△	4.17					
- 4.18	△	4.18					
- 4.19	△	4.19					
- 4.2	●	4.2					
- 4.21	△	4.21	80	4.2	7.6	24	53
- 4.22	△	4.22					
- 4.23	△	4.23					
- 4.24	△	4.24					
- 4.25	△	4.25					
- 4.26	△	4.26					
- 4.27	△	4.27					
- 4.28	△	4.28					
- 4.29	△	4.29					
- 4.3	●	4.3					
- 4.31	△	4.31	80	4.3	7.6	24	53
- 4.32	△	4.32					
- 4.33	△	4.33					
- 4.34	△	4.34					
- 4.35	△	4.35					
- 4.36	△	4.36					
- 4.37	△	4.37					
- 4.38	△	4.38					
- 4.39	△	4.39					
- 4.4	●	4.4					
- 4.41	△	4.41	80	4.4	7.6	24	53
- 4.42	△	4.42					
- 4.43	△	4.43					
- 4.44	△	4.44					
- 4.45	△	4.45					
- 4.46	△	4.46					
- 4.47	△	4.47					
- 4.48	△	4.48					
- 4.49	△	4.49					
- 4.5	●	4.5					
- 4.51	△	4.51	90	4.5	7.6	25	60
- 4.52	△	4.52					
- 4.53	△	4.53					
- 4.54	△	4.54					
- 4.55	△	4.55					
- 4.56	△	4.56					
- 4.57	△	4.57					
- 4.58	△	4.58					
- 4.59	△	4.59					
- 4.6	●	4.6					
- 4.61	△	4.61	90	4.6	7.6	25	60
- 4.62	△	4.62					
- 4.63	△	4.63					
- 4.64	△	4.64					
- 4.65	△	4.65					
- 4.66	△	4.66					
- 4.67	△	4.67					
- 4.68	△	4.68					

★PL means chamfering length to ϕ DC.

Next page

HSS FOR THROUGH HOLE

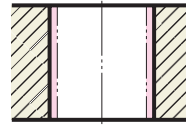


NIKKEN BROACH REAMER



BRS

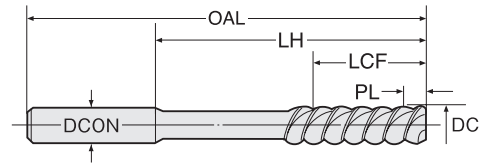
Broach Reamer (Straight Shank)



Explanation of the Code No.

BRS - 10.0

- DIAMETER
- BROACH REAMER SERIES
- BRS : STRAIGHT SHANK



LH-HELIX 60°

PN

P.141

*See P.4 for icons.

STOCK: ●=STANDARD STOCK ITEM(IN JAPAN) △=PRODUCTION BY ORDER

Code No.	STOCK	DC H7	OAL	DCON	PL	LCF	LH
BRS- 4.69	△	4.69	90	4.7	7.6	25	60
- 4.7	●	4.7					
- 4.71	△	4.71	90	4.7	7.6	25	60
- 4.72	△	4.72					
- 4.73	△	4.73	90	4.8	7.6	25	60
- 4.74	△	4.74					
- 4.75	△	4.75	90	4.8	7.6	25	60
- 4.76	△	4.76					
- 4.763	△	4.763(3/16)	90	4.8	7.6	25	60
- 4.77	△	4.77					
- 4.78	△	4.78	90	4.8	7.6	25	60
- 4.79	△	4.79					
- 4.8	●	4.8	90	4.8	7.6	25	60
- 4.81	△	4.81					
- 4.82	△	4.82	90	4.8	7.6	25	60
- 4.83	△	4.83					
- 4.84	△	4.84	90	4.9	7.6	25	60
- 4.85	△	4.85					
- 4.86	△	4.86	90	4.9	7.6	25	60
- 4.87	△	4.87					
- 4.88	△	4.88	90	4.9	7.6	25	60
- 4.89	△	4.89					
- 4.9	●	4.9	90	4.9	7.6	25	60
- 4.91	△	4.91					
- 4.92	△	4.92	90	4.9	7.6	25	60
- 4.93	△	4.93					
- 4.94	△	4.94	90	5	7.6	25	60
- 4.95	△	4.95					
- 4.96	△	4.96	90	5	7.6	25	60
- 4.97	△	4.97					
- 4.98	△	4.98	90	5.1	7.6	25	60
- 4.99	△	4.99					
- 5.0	●	5.0	90	5.1	7.6	25	60
- 5.01	△	5.01					
- 5.02	△	5.02	90	5.1	7.6	25	60
- 5.03	△	5.03					
- 5.04	△	5.04	90	5.1	7.6	25	60
- 5.05	△	5.05					
- 5.06	△	5.06	90	5.1	7.6	25	60
- 5.07	△	5.07					
- 5.08	△	5.08	90	5.2	7.6	25	60
- 5.09	△	5.09					
- 5.1	●	5.1	90	5.2	7.6	25	60
- 5.11	△	5.11					
- 5.12	△	5.12	90	5.2	7.6	25	60
- 5.13	△	5.13					
- 5.14	△	5.14	90	5.2	7.6	25	60
- 5.15	△	5.15					
- 5.16	△	5.16	90	5.2	7.6	25	60
- 5.17	△	5.17					
- 5.18	△	5.18	90	5.2	7.6	25	60
- 5.19	△	5.19					
- 5.2	●	5.2	90	5.2	7.6	25	60
- 5.21	△	5.21					
- 5.22	△	5.22	90	5.2	7.6	25	60
- 5.23	△	5.23					
- 5.24	△	5.24	90	5.3	7.6	25	60
- 5.25	△	5.25					

Code No.	STOCK	DC H7	OAL	DCON	PL	LCF	LH
BRS- 5.26	△	5.26	90	5.3	7.6	25	60
- 5.27	△	5.27					
- 5.28	△	5.28	90	5.3	7.6	25	60
- 5.29	△	5.29					
- 5.3	●	5.3	90	5.3	7.6	25	60
- 5.31	△	5.31					
- 5.32	△	5.32	90	5.3	7.6	25	60
- 5.33	△	5.33					
- 5.34	△	5.34	90	5.4	7.6	25	60
- 5.35	△	5.35					
- 5.36	△	5.36	90	5.4	7.6	25	60
- 5.37	△	5.37					
- 5.38	△	5.38	90	5.4	7.6	25	60
- 5.39	△	5.39					
- 5.4	●	5.4	90	5.4	7.6	25	60
- 5.41	△	5.41					
- 5.42	△	5.42	90	5.4	7.6	25	60
- 5.43	△	5.43					
- 5.44	△	5.44	100	5.5	7.6	30	65
- 5.45	△	5.45					
- 5.46	△	5.46	100	5.5	7.6	30	65
- 5.47	△	5.47					
- 5.48	△	5.48	100	5.5	7.6	30	65
- 5.49	△	5.49					
- 5.5	●	5.5	100	5.5	7.6	30	65
- 5.51	△	5.51					
- 5.52	△	5.52	100	5.5	7.6	30	65
- 5.53	△	5.53					
- 5.54	△	5.54	100	5.6	7.6	30	65
- 5.55	△	5.55					
- 5.56	△	5.56	100	5.6	7.6	30	65
- 5.57	△	5.57					
- 5.58	△	5.58	100	5.6	7.6	30	65
- 5.59	△	5.59					
- 5.6	●	5.6	100	5.6	7.6	30	65
- 5.61	△	5.61					
- 5.62	△	5.62	100	5.6	7.6	30	65
- 5.63	△	5.63					
- 5.64	△	5.64	100	5.7	7.6	30	65
- 5.65	△	5.65					
- 5.66	△	5.66	100	5.7	7.6	30	65
- 5.67	△	5.67					
- 5.68	△	5.68	100	5.7	7.6	30	65
- 5.69	△	5.69					
- 5.7	●	5.7	100	5.7	7.6	30	65
- 5.71	△	5.71					
- 5.72	△	5.72	100	5.7	7.6	30	65
- 5.73	△	5.73					
- 5.74	△	5.74	100	5.8	7.6	30	65
- 5.75	△	5.75					
- 5.76	△	5.76	100	5.8	7.6	30	65
- 5.77	△	5.77					
- 5.78	△	5.78	100	5.8	7.6	30	65
- 5.79	△	5.79					
- 5.8	●	5.8	100	5.8	7.6	30	65
- 5.81	△	5.81					
- 5.82	△	5.82	100	5.8	7.6	30	65
- 5.83	△	5.83					

★PL means chamfering length to Φ DC.

Next page >>>

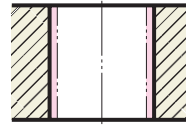
HSS FOR THROUGH HOLE

NIKKEN BROACH REAMER



BRS

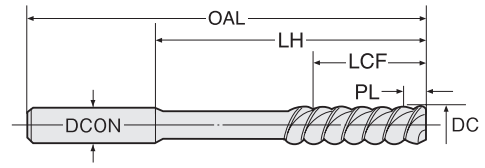
Broach Reamer (Straight Shank)



Explanation of the Code No.

BRS - 10.0

- DIAMETER
- BROACH REAMER SERIES
- BRS : STRAIGHT SHANK



LH-HELIX 60°

PN

P.141

*See P.4 for icons.

STOCK: ●=STANDARD STOCK ITEM(IN JAPAN) △=PRODUCTION BY ORDER

Code No.	STOCK	DC H7	OAL	DCON	PL	LCF	LH
BRS- 5.84	△	5.84	100	5.9	7.6	30	65
- 5.85	△	5.85					
- 5.86	△	5.86					
- 5.87	△	5.87					
- 5.88	△	5.88					
- 5.89	△	5.89					
- 5.9	●	5.9					
- 5.91	△	5.91	100	5.9	7.6	30	65
- 5.92	△	5.92					
- 5.93	△	5.93					
- 5.94	△	5.94					
- 5.95	△	5.95	100	6	7.6	30	65
- 5.96	△	5.96					
- 5.97	△	5.97					
- 5.98	△	5.98					
- 5.99	△	5.99					
- 6.0	●	6.0					
- 6.01	△	6.01					
- 6.02	△	6.02	100	6	7.6	30	65
- 6.03	△	6.03					
- 6.04	△	6.04					
- 6.05	△	6.05					
- 6.06	△	6.06	100	6.1	9.5	30	65
- 6.07	△	6.07					
- 6.08	△	6.08					
- 6.09	△	6.09					
- 6.1	●	6.1					
- 6.11	△	6.11					
- 6.12	△	6.12					
- 6.13	△	6.13	100	6.2	9.5	30	65
- 6.14	△	6.14					
- 6.15	△	6.15					
- 6.16	△	6.16					
- 6.17	△	6.17					
- 6.18	△	6.18					
- 6.19	△	6.19					
- 6.2	●	6.2					
- 6.21	△	6.21	100	6.2	9.5	30	65
- 6.22	△	6.22					
- 6.23	△	6.23					
- 6.24	△	6.24					
- 6.25	△	6.25					
- 6.26	△	6.26					
- 6.27	△	6.27					
- 6.28	△	6.28					
- 6.29	△	6.29					
- 6.3	●	6.3	100	6.3	9.5	30	65
- 6.31	△	6.31					
- 6.32	△	6.32					
- 6.33	△	6.33					
- 6.34	△	6.34					
- 6.35	△	6.35(1/4)					
- 6.36	△	6.36					
- 6.37	△	6.37					
- 6.38	△	6.38					
- 6.39	△	6.39					
- 6.4	●	6.4	100	6.4	9.5	30	65
- 6.41	△	6.41					

Code No.	STOCK	DC H7	OAL	DCON	PL	LCF	LH
BRS- 6.42	△	6.42	100	6.4	9.5	30	65
- 6.43	△	6.43					
- 6.44	△	6.44					
- 6.45	△	6.45	110	6.5	9.5	30	70
- 6.46	△	6.46					
- 6.47	△	6.47					
- 6.48	△	6.48					
- 6.49	△	6.49					
- 6.5	●	6.5					
- 6.51	△	6.51					
- 6.52	△	6.52	110	6.5	9.5	30	70
- 6.53	△	6.53					
- 6.54	△	6.54					
- 6.55	△	6.55					
- 6.56	△	6.56	110	6.6	9.5	30	70
- 6.57	△	6.57					
- 6.58	△	6.58					
- 6.59	△	6.59					
- 6.6	●	6.6					
- 6.61	△	6.61					
- 6.62	△	6.62					
- 6.63	△	6.63	110	6.6	9.5	30	70
- 6.64	△	6.64					
- 6.65	△	6.65					
- 6.66	△	6.66					
- 6.67	△	6.67					
- 6.68	△	6.68					
- 6.69	△	6.69					
- 6.7	●	6.7	110	6.7	9.5	30	70
- 6.71	△	6.71					
- 6.72	△	6.72					
- 6.73	△	6.73					
- 6.74	△	6.74					
- 6.75	△	6.75					
- 6.76	△	6.76					
- 6.77	△	6.77	110	6.8	9.5	30	70
- 6.78	△	6.78					
- 6.79	△	6.79					
- 6.8	●	6.8					
- 6.81	△	6.81					
- 6.82	△	6.82					
- 6.83	△	6.83					
- 6.84	△	6.84	110	6.8	9.5	30	70
- 6.85	△	6.85					
- 6.86	△	6.86					
- 6.87	△	6.87					
- 6.88	△	6.88					
- 6.89	△	6.89					
- 6.9	●	6.9					
- 6.91	△	6.91	110	6.9	9.5	30	70
- 6.92	△	6.92					
- 6.93	△	6.93					
- 6.94	△	6.94					
- 6.95	△	6.95					
- 6.96	△	6.96					
- 6.97	△	6.97					
- 6.98	△	6.98					
- 6.99	△	6.99	110	7	9.5	30	70

HSS FOR THROUGH HOLE



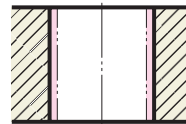
★PL means chamfering length to φDC.

NIKKEN BROACH REAMER



BRS

Broach Reamer (Straight Shank)



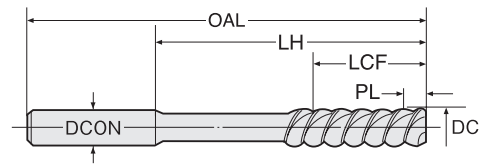
Explanation of the Code No.

BRS - 10.0

● DIAMETER

● BROACH REAMER SERIES

BRS : STRAIGHT SHANK



LH-HELIX 60°

PN

P.141

*See P.4 for icons.

STOCK: ●=STANDARD STOCK ITEM(IN JAPAN) △=PRODUCTION BY ORDER

Code No.	STOCK	DC H7	OAL	DCON	PL	LCF	LH					
BRS- 7.0	●	7.0	110	7	9.5	30	70					
- 7.01	△	7.01	110	7	9.5	30	70					
- 7.02	△	7.02										
- 7.03	△	7.03										
- 7.04	△	7.04	110	7.1	9.5	30	70					
- 7.05	△	7.05										
- 7.06	△	7.06										
- 7.07	△	7.07										
- 7.08	△	7.08										
- 7.09	△	7.09										
- 7.1	●	7.1										
- 7.11	△	7.11						110	7.1	9.5	30	70
- 7.12	△	7.12										
- 7.13	△	7.13										
- 7.14	△	7.14	110	7.2	9.5	30	70					
- 7.15	△	7.15										
- 7.16	△	7.16										
- 7.17	△	7.17										
- 7.18	△	7.18										
- 7.19	△	7.19										
- 7.2	●	7.2										
- 7.21	△	7.21						110	7.2	9.5	30	70
- 7.22	△	7.22										
- 7.23	△	7.23										
- 7.24	△	7.24	110	7.3	9.5	30	70					
- 7.25	△	7.25										
- 7.26	△	7.26										
- 7.27	△	7.27										
- 7.28	△	7.28										
- 7.29	△	7.29										
- 7.3	●	7.3										
- 7.31	△	7.31						110	7.3	9.5	30	70
- 7.32	△	7.32										
- 7.33	△	7.33										
- 7.34	△	7.34	110	7.4	9.5	30	70					
- 7.35	△	7.35										
- 7.36	△	7.36										
- 7.37	△	7.37										
- 7.38	△	7.38										
- 7.39	△	7.39										
- 7.4	●	7.4										
- 7.41	△	7.41						110	7.4	9.5	30	70
- 7.42	△	7.42										
- 7.43	△	7.43										
- 7.44	△	7.44	110	7.5	9.5	30	70					
- 7.45	△	7.45										
- 7.46	△	7.46										
- 7.47	△	7.47										
- 7.48	△	7.48										
- 7.49	△	7.49										
- 7.5	●	7.5										
- 7.51	△	7.51						110	7.5	9.5	30	70
- 7.52	△	7.52										
- 7.53	△	7.53										
- 7.54	△	7.54	110	7.6	9.5	30	70					
- 7.55	△	7.55										
- 7.56	△	7.56										
- 7.57	△	7.57										

Code No.	STOCK	DC H7	OAL	DCON	PL	LCF	LH					
BRS- 7.58	△	7.58	110	7.6	9.5	30	70					
- 7.59	△	7.59										
- 7.6	●	7.6										
- 7.61	△	7.61	110	7.6	9.5	30	70					
- 7.62	△	7.62										
- 7.63	△	7.63										
- 7.64	△	7.64										
- 7.65	△	7.65										
- 7.66	△	7.66										
- 7.67	△	7.67										
- 7.68	△	7.68										
- 7.69	△	7.69										
- 7.7	●	7.7	110	7.7	9.5	30	70					
- 7.71	△	7.71										
- 7.72	△	7.72										
- 7.73	△	7.73	110	7.8	9.5	30	70					
- 7.74	△	7.74										
- 7.75	△	7.75										
- 7.76	△	7.76										
- 7.77	△	7.77										
- 7.78	△	7.78										
- 7.79	△	7.79										
- 7.8	●	7.8										
- 7.81	△	7.81						110	7.8	9.5	30	70
- 7.82	△	7.82										
- 7.83	△	7.83										
- 7.84	△	7.84	110	7.9	9.5	30	70					
- 7.85	△	7.85										
- 7.86	△	7.86										
- 7.87	△	7.87										
- 7.88	△	7.88										
- 7.89	△	7.89										
- 7.9	●	7.9										
- 7.91	△	7.91						110	7.9	9.5	30	70
- 7.92	△	7.92										
- 7.93	△	7.93										
- 7.938	△	7.938(5/16)	125	8	9.5	35	85					
- 7.94	△	7.94										
- 7.95	△	7.95										
- 7.96	△	7.96										
- 7.97	△	7.97										
- 7.98	△	7.98										
- 7.99	△	7.99										
- 8.0	●	8.0										
- 8.01	△	8.01						125	8	9.5	35	85
- 8.02	△	8.02										
- 8.03	△	8.03										
- 8.04	△	8.04	125	8.1	9.5	35	85					
- 8.05	△	8.05										
- 8.06	△	8.06										
- 8.07	△	8.07										
- 8.08	△	8.08										
- 8.09	△	8.09										
- 8.1	●	8.1										
- 8.11	△	8.11						125	8.1	9.5	35	85
- 8.12	△	8.12										
- 8.13	△	8.13										
- 8.14	△	8.14	125	8.2	9.5	35	85					

*PL means chamfering length to Φ DC.

Next page >>>

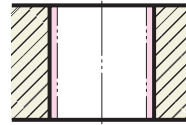
HSS FOR THROUGH HOLE

NIKKEN BROACH REAMER



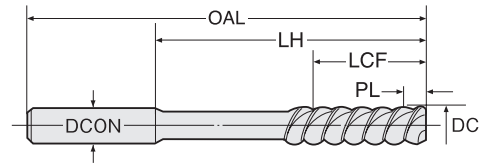
BRS

Broach Reamer (Straight Shank)



Explanation of the Code No.

- BRS** - 10.0
- DIAMETER
- BROACH REAMER SERIES
- BRS : STRAIGHT SHANK



LH-HELIX 60°

PN

P.141

*See P.4 for icons.

STOCK: ●=STANDARD STOCK ITEM(IN JAPAN) △=PRODUCTION BY ORDER

Code No.	STOCK	DC H7	OAL	DCON	PL	LCF	LH
BRS- 8.15	△	8.15	125	8.2	9.5	35	85
- 8.16	△	8.16					
- 8.17	△	8.17					
- 8.18	△	8.18					
- 8.19	△	8.19					
- 8.2	●	8.2					
- 8.21	△	8.21	125	8.2	9.5	35	85
- 8.22	△	8.22					
- 8.23	△	8.23					
- 8.24	△	8.24					
- 8.25	△	8.25					
- 8.26	△	8.26	125	8.3	9.5	35	85
- 8.27	△	8.27					
- 8.28	△	8.28					
- 8.29	△	8.29					
- 8.3	●	8.3					
- 8.31	△	8.31	125	8.3	9.5	35	85
- 8.32	△	8.32					
- 8.33	△	8.33					
- 8.34	△	8.34					
- 8.35	△	8.35					
- 8.36	△	8.36	125	8.4	9.5	35	85
- 8.37	△	8.37					
- 8.38	△	8.38					
- 8.39	△	8.39					
- 8.4	●	8.4					
- 8.41	△	8.41	125	8.4	9.5	35	85
- 8.42	△	8.42					
- 8.43	△	8.43					
- 8.44	△	8.44					
- 8.45	△	8.45					
- 8.46	△	8.46	135	8.5	9.5	35	90
- 8.47	△	8.47					
- 8.48	△	8.48					
- 8.49	△	8.49					
- 8.5	●	8.5					
- 8.51	△	8.51	135	8.5	9.5	35	90
- 8.52	△	8.52					
- 8.53	△	8.53					
- 8.54	△	8.54					
- 8.55	△	8.55					
- 8.56	△	8.56	135	8.6	9.5	35	90
- 8.57	△	8.57					
- 8.58	△	8.58					
- 8.59	△	8.59					
- 8.6	●	8.6					
- 8.61	△	8.61	135	8.6	9.5	35	90
- 8.62	△	8.62					
- 8.63	△	8.63					
- 8.64	△	8.64					
- 8.65	△	8.65					
- 8.66	△	8.66	135	8.7	9.5	35	90
- 8.67	△	8.67					
- 8.68	△	8.68					
- 8.69	△	8.69					
- 8.7	●	8.7					
- 8.71	△	8.71	135	8.7	9.5	35	90
- 8.72	△	8.72					

Code No.	STOCK	DC H7	OAL	DCON	PL	LCF	LH
BRS- 8.73	△	8.73	135	8.7	9.5	35	90
- 8.74	△	8.74					
- 8.75	△	8.75					
- 8.76	△	8.76					
- 8.77	△	8.77					
- 8.78	△	8.78	135	8.8	9.5	35	90
- 8.79	△	8.79					
- 8.8	●	8.8					
- 8.81	△	8.81					
- 8.82	△	8.82					
- 8.83	△	8.83	135	8.8	9.5	35	90
- 8.84	△	8.84					
- 8.85	△	8.85					
- 8.86	△	8.86					
- 8.87	△	8.87					
- 8.88	△	8.88	135	8.9	9.5	35	90
- 8.89	△	8.89					
- 8.9	●	8.9					
- 8.91	△	8.91					
- 8.92	△	8.92					
- 8.93	△	8.93	135	8.9	9.5	35	90
- 8.94	△	8.94					
- 8.95	△	8.95					
- 8.96	△	8.96					
- 8.97	△	8.97					
- 8.98	△	8.98	135	9	9.5	35	90
- 8.99	△	8.99					
- 9.0	●	9.0					
- 9.01	△	9.01					
- 9.02	△	9.02					
- 9.03	△	9.03	135	9	9.5	35	90
- 9.04	△	9.04					
- 9.05	△	9.05					
- 9.06	△	9.06					
- 9.07	△	9.07					
- 9.08	△	9.08	135	9.1	9.5	35	90
- 9.09	△	9.09					
- 9.1	●	9.1					
- 9.11	△	9.11					
- 9.12	△	9.12					
- 9.13	△	9.13	135	9.1	9.5	35	90
- 9.14	△	9.14					
- 9.15	△	9.15					
- 9.16	△	9.16					
- 9.17	△	9.17					
- 9.18	△	9.18	135	9.2	9.5	35	90
- 9.19	△	9.19					
- 9.2	●	9.2					
- 9.21	△	9.21					
- 9.22	△	9.22					
- 9.23	△	9.23	135	9.2	9.5	35	90
- 9.24	△	9.24					
- 9.25	△	9.25					
- 9.26	△	9.26					
- 9.27	△	9.27					
- 9.28	△	9.28	135	9.3	9.5	35	90
- 9.29	△	9.29					
- 9.3	●	9.3					

★PL means chamfering length to φDC.

HSS FOR THROUGH HOLE

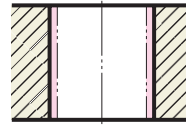


NIKKEN BROACH REAMER



BRS

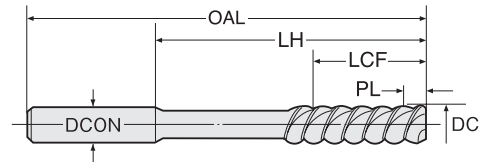
Broach Reamer (Straight Shank)



Explanation of the Code No.

BRS - 10.0

- DIAMETER
- BROACH REAMER SERIES
- BRS : STRAIGHT SHANK



LH-HELIX 60°

PN

P.141

*See P.4 for icons.

STOCK: ●=STANDARD STOCK ITEM(IN JAPAN) △=PRODUCTION BY ORDER

Code No.	STOCK	DC H7	OAL	DCON	PL	LCF	LH
BRS- 9.31	△	9.31					
- 9.32	△	9.32	135	9.3	9.5	35	90
- 9.33	△	9.33					
- 9.34	△	9.34					
- 9.35	△	9.35					
- 9.36	△	9.36					
- 9.37	△	9.37	135	9.4	9.5	35	90
- 9.38	△	9.38					
- 9.39	△	9.39					
- 9.4	●	9.4					
- 9.41	△	9.41					
- 9.42	△	9.42	135	9.4	9.5	35	90
- 9.43	△	9.43					
- 9.44	△	9.44					
- 9.45	△	9.45					
- 9.46	△	9.46					
- 9.47	△	9.47	150	9.5	9.5	40	100
- 9.48	△	9.48					
- 9.49	△	9.49					
- 9.5	●	9.5					
- 9.51	△	9.51					
- 9.52	△	9.52	150	9.5	9.5	40	100
- 9.525	△	9.525 (3/8)					
- 9.53	△	9.53					
- 9.54	△	9.54					
- 9.55	△	9.55					
- 9.56	△	9.56					
- 9.57	△	9.57	150	9.6	9.5	40	100
- 9.58	△	9.58					
- 9.59	△	9.59					
- 9.6	●	9.6					
- 9.61	△	9.61					
- 9.62	△	9.62	150	9.6	9.5	40	100
- 9.63	△	9.63					
- 9.64	△	9.64					
- 9.65	△	9.65					
- 9.66	△	9.66					
- 9.67	△	9.67	150	9.7	9.5	40	100
- 9.68	△	9.68					
- 9.69	△	9.69					
- 9.7	●	9.7					
- 9.71	△	9.71					
- 9.72	△	9.72	150	9.7	9.5	40	100
- 9.73	△	9.73					
- 9.74	△	9.74					
- 9.75	△	9.75					
- 9.76	△	9.76					
- 9.77	△	9.77	150	9.8	9.5	40	100
- 9.78	△	9.78					
- 9.79	△	9.79					
- 9.8	●	9.8					
- 9.81	△	9.81					
- 9.82	△	9.82	150	9.8	9.5	40	100
- 9.83	△	9.83					
- 9.84	△	9.84					
- 9.85	△	9.85	150	9.9	9.5	40	100
- 9.86	△	9.86					
- 9.87	△	9.87					

Code No.	STOCK	DC H7	OAL	DCON	PL	LCF	LH
BRS- 9.88	△	9.88					
- 9.89	△	9.89	150	9.9	9.5	40	100
- 9.9	●	9.9					
- 9.91	△	9.91					
- 9.92	△	9.92	150	9.9	9.5	40	100
- 9.93	△	9.93					
- 9.94	△	9.94					
- 9.95	△	9.95					
- 9.96	△	9.96					
- 9.97	△	9.97	150	10	9.5	40	100
- 9.98	△	9.98					
- 9.99	△	9.99					
-10.0	●	10.0					
-10.01	△	10.01					
-10.02	△	10.02	150	10	9.5	40	100
-10.03	△	10.03					
-10.04	△	10.04					
-10.05	△	10.05					
-10.06	△	10.06					
-10.07	△	10.07	150	10.1	9.5	40	100
-10.08	△	10.08					
-10.09	△	10.09					
-10.1	●	10.1					
-10.11	△	10.11					
-10.12	△	10.12	150	10.1	9.5	40	100
-10.13	△	10.13					
-10.14	△	10.14					
-10.15	△	10.15					
-10.16	△	10.16					
-10.17	△	10.17	150	10.2	9.5	40	100
-10.18	△	10.18					
-10.19	△	10.19					
-10.2	●	10.2					
-10.21	△	10.21					
-10.22	△	10.22	150	10.2	9.5	40	100
-10.23	△	10.23					
-10.24	△	10.24					
-10.25	△	10.25					
-10.26	△	10.26					
-10.27	△	10.27	150	10.3	9.5	40	100
-10.28	△	10.28					
-10.29	△	10.29					
-10.3	●	10.3					
-10.31	△	10.31					
-10.32	△	10.32	150	10.3	9.5	40	100
-10.33	△	10.33					
-10.34	△	10.34					
-10.35	△	10.35					
-10.36	△	10.36					
-10.37	△	10.37	150	10.4	9.5	40	100
-10.38	△	10.38					
-10.39	△	10.39					
-10.4	●	10.4					
-10.41	△	10.41					
-10.42	△	10.42	150	10.4	9.5	40	105
-10.43	△	10.43					
-10.44	△	10.44					
-10.45	△	10.45	155	10.5	9.5	40	105

*PL means chamfering length to ϕ DC.

Next page

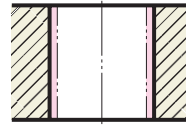
HSS FOR THROUGH HOLE

NIKKEN BROACH REAMER



BRS

Broach Reamer (Straight Shank)



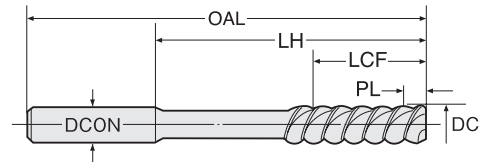
Explanation of the Code No.

BRS - 10.0

● DIAMETER

● BROACH REAMER SERIES

BRS : STRAIGHT SHANK



LH-HELIX
60°

PN

P.141

*See P.4 for icons.

STOCK: ●=STANDARD STOCK ITEM(IN JAPAN) △=PRODUCTION BY ORDER

Code No.	STOCK	DC H7	OAL	DCON	PL	LCF	LH
BRS-10.46	△	10.46					
-10.47	△	10.47					
-10.48	△	10.48	155	10.5	9.5	40	105
-10.49	△	10.49					
-10.5	●	10.5					
-10.51	△	10.51					
-10.52	△	10.52	155	10.5	9.5	40	105
-10.53	△	10.53					
-10.54	△	10.54					
-10.55	△	10.55					
-10.56	△	10.56					
-10.57	△	10.57	155	10.6	9.5	40	105
-10.58	△	10.58					
-10.59	△	10.59					
-10.6	●	10.6					
-10.61	△	10.61					
-10.62	△	10.62	155	10.6	9.5	40	105
-10.63	△	10.63					
-10.64	△	10.64					
-10.65	△	10.65					
-10.66	△	10.66					
-10.67	△	10.67	155	10.7	9.5	40	105
-10.68	△	10.68					
-10.69	△	10.69					
-10.7	●	10.7					
-10.71	△	10.71					
-10.72	△	10.72	155	10.7	9.5	40	105
-10.73	△	10.73					
-10.74	△	10.74					
-10.75	△	10.75					
-10.76	△	10.76					
-10.77	△	10.77	155	10.8	9.5	40	105
-10.78	△	10.78					
-10.79	△	10.79					
-10.8	●	10.8					
-10.81	△	10.81					
-10.82	△	10.82	155	10.8	9.5	40	105
-10.83	△	10.83					
-10.84	△	10.84					
-10.85	△	10.85					
-10.86	△	10.86					
-10.87	△	10.87	155	10.9	9.5	40	105
-10.88	△	10.88					
-10.89	△	10.89					
-10.9	●	10.9					
-10.91	△	10.91					
-10.92	△	10.92	155	10.9	9.5	40	105
-10.93	△	10.93					
-10.94	△	10.94					
-10.95	△	10.95					
-10.96	△	10.96					
-10.97	△	10.97	155	11	9.5	40	105
-10.98	△	10.98					
-10.99	△	10.99					
-11.0	●	11.0					
-11.01	△	11.01					
-11.02	△	11.02	155	11	9.5	40	105
-11.03	△	11.03					

Code No.	STOCK	DC H7	OAL	DCON	PL	LCF	LH
BRS-11.04	△	11.04					
-11.05	△	11.05					
-11.06	△	11.06					
-11.07	△	11.07	155	11.1	9.5	40	105
-11.08	△	11.08					
-11.09	△	11.09					
-11.1	●	11.1					
-11.11	△	11.11					
-11.113	△	11.113(7/16)	155	11.1	9.5	40	105
-11.12	△	11.12					
-11.13	△	11.13					
-11.14	△	11.14					
-11.15	△	11.15					
-11.16	△	11.16					
-11.17	△	11.17	155	11.2	9.5	40	105
-11.18	△	11.18					
-11.19	△	11.19					
-11.2	●	11.2					
-11.21	△	11.21					
-11.22	△	11.22	155	11.2	9.5	40	105
-11.23	△	11.23					
-11.24	△	11.24					
-11.25	△	11.25					
-11.26	△	11.26					
-11.27	△	11.27	155	11.3	9.5	40	105
-11.28	△	11.28					
-11.29	△	11.29					
-11.3	●	11.3					
-11.31	△	11.31					
-11.32	△	11.32	155	11.3	9.5	40	105
-11.33	△	11.33					
-11.34	△	11.34					
-11.35	△	11.35					
-11.36	△	11.36					
-11.37	△	11.37	155	11.4	9.5	40	105
-11.38	△	11.38					
-11.39	△	11.39					
-11.4	●	11.4					
-11.41	△	11.41					
-11.42	△	11.42	155	11.4	9.5	40	105
-11.43	△	11.43					
-11.44	△	11.44					
-11.45	△	11.45					
-11.46	△	11.46					
-11.47	△	11.47	160	11.5	9.5	40	105
-11.48	△	11.48					
-11.49	△	11.49					
-11.5	●	11.5					
-11.51	△	11.51					
-11.52	△	11.52	160	11.5	9.5	40	105
-11.53	△	11.53					
-11.54	△	11.54					
-11.55	△	11.55					
-11.56	△	11.56					
-11.57	△	11.57	160	11.6	9.5	40	105
-11.58	△	11.58					
-11.59	△	11.59					
-11.6	●	11.6					

★PL means chamfering length to φDC.

Next page

HSS

FOR THROUGH HOLE

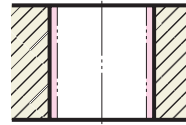


NIKKEN BROACH REAMER



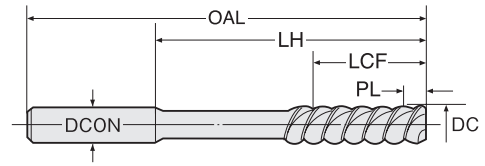
BRS

Broach Reamer (Straight Shank)



Explanation of the Code No.

BRS - 10.0
 ● DIAMETER
 ● BROACH REAMER SERIES
 BRS : STRAIGHT SHANK



LH-HELIX 60°

PN

P.141

*See P.4 for icons.

STOCK: ●=STANDARD STOCK ITEM(IN JAPAN) △=PRODUCTION BY ORDER

Code No.	STOCK	DC H7	OAL	DCON	PL	LCF	LH
BRS-11.61	△	11.61					
-11.62	△	11.62	160	11.6	9.5	40	105
-11.63	△	11.63					
-11.64	△	11.64					
-11.65	△	11.65					
-11.66	△	11.66	160	11.7	9.5	40	105
-11.67	△	11.67					
-11.68	△	11.68					
-11.69	△	11.69					
-11.7	●	11.7					
-11.71	△	11.71	160	11.7	9.5	40	105
-11.72	△	11.72					
-11.73	△	11.73					
-11.74	△	11.74					
-11.75	△	11.75	160	11.8	9.5	40	105
-11.76	△	11.76					
-11.77	△	11.77					
-11.78	△	11.78					
-11.79	△	11.79					
-11.8	●	11.8					
-11.81	△	11.81	160	11.8	9.5	40	105
-11.82	△	11.82					
-11.83	△	11.83					
-11.84	△	11.84					
-11.85	△	11.85	160	11.9	9.5	40	105
-11.86	△	11.86					
-11.87	△	11.87					
-11.88	△	11.88					
-11.89	△	11.89					
-11.9	●	11.9					
-11.91	△	11.91	160	11.9	9.5	40	105
-11.92	△	11.92					
-11.93	△	11.93					
-11.94	△	11.94					
-11.95	△	11.95	160	12	9.5	40	105
-11.96	△	11.96					
-11.97	△	11.97					
-11.98	△	11.98					
-11.99	△	11.99					
-12.0	●	12.0					
-12.01	△	12.01	160	12	9.5	40	105
-12.02	△	12.02					
-12.03	△	12.03					
-12.04	△	12.04					
-12.05	△	12.05	160	12.1	9.5	40	105
-12.06	△	12.06					
-12.07	△	12.07					
-12.08	△	12.08					
-12.09	△	12.09					
-12.1	●	12.1					
-12.11	△	12.11	160	12.1	9.5	40	105
-12.12	△	12.12					
-12.13	△	12.13					
-12.14	△	12.14					
-12.15	△	12.15	160	12.2	9.5	40	105
-12.16	△	12.16					
-12.17	△	12.17					
-12.18	△	12.18					

Code No.	STOCK	DC H7	OAL	DCON	PL	LCF	LH
BRS-12.19	△	12.19					
-12.2	●	12.2	160	12.2	9.5	40	105
-12.21	△	12.21					
-12.22	△	12.22	160	12.2	9.5	40	105
-12.23	△	12.23					
-12.24	△	12.24					
-12.25	△	12.25					
-12.26	△	12.26	160	12.3	9.5	40	105
-12.27	△	12.27					
-12.28	△	12.28					
-12.29	△	12.29					
-12.3	●	12.3					
-12.31	△	12.31	160	12.3	9.5	40	105
-12.32	△	12.32					
-12.33	△	12.33					
-12.34	△	12.34					
-12.35	△	12.35	160	12.4	9.5	40	105
-12.36	△	12.36					
-12.37	△	12.37					
-12.38	△	12.38					
-12.39	△	12.39					
-12.4	●	12.4					
-12.41	△	12.41	160	12.4	9.5	40	105
-12.42	△	12.42					
-12.43	△	12.43					
-12.44	△	12.44					
-12.45	△	12.45	165	12.5	9.5	45	110
-12.46	△	12.46					
-12.47	△	12.47					
-12.48	△	12.48					
-12.49	△	12.49					
-12.5	●	12.5					
-12.51	△	12.51	165	12.5	9.5	45	110
-12.52	△	12.52					
-12.53	△	12.53					
-12.54	△	12.54					
-12.55	△	12.55	165	12.6	9.5	45	110
-12.56	△	12.56					
-12.57	△	12.57					
-12.58	△	12.58					
-12.59	△	12.59					
-12.6	●	12.6					
-12.61	△	12.61	165	12.6	9.5	45	110
-12.62	△	12.62					
-12.63	△	12.63					
-12.64	△	12.64					
-12.65	△	12.65					
-12.66	△	12.66	165	12.7	9.5	45	110
-12.67	△	12.67					
-12.68	△	12.68					
-12.69	△	12.69					
-12.7	●	12.7(1/2)					
-12.71	△	12.71	165	12.7	9.5	45	110
-12.72	△	12.72					
-12.73	△	12.73					
-12.74	△	12.74	165	12.8	9.5	45	110
-12.75	△	12.75					
-12.76	△	12.76					

*PL means chamfering length to ϕ DC.

Next page

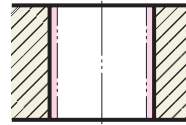
HSS FOR THROUGH HOLE

NIKKEN BROACH REAMER



BRS

Broach Reamer (Straight Shank)



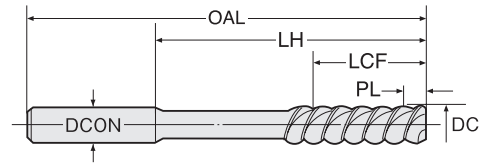
Explanation of the Code No.

BRS - 10.0

● DIAMETER

● BROACH REAMER SERIES

BRS : STRAIGHT SHANK



LH-HELIX
60°

PN

P.141

*See P.4 for icons.

STOCK: ●=STANDARD STOCK ITEM(IN JAPAN) △=PRODUCTION BY ORDER

Code No.	STOCK	DC H7	OAL	DCON	PL	LCF	LH
BRS- 12.77	△	12.77					
- 12.78	△	12.78	165	12.8	9.5	45	110
- 12.79	△	12.79					
- 12.8	●	12.8					
- 12.81	△	12.81	165	12.8	9.5	45	110
- 12.82	△	12.82					
- 12.83	△	12.83					
- 12.84	△	12.84	165	12.9	9.5	45	110
- 12.85	△	12.85					
- 12.86	△	12.86					
- 12.87	△	12.87	165	13	9.5	45	110
- 12.88	△	12.88					
- 12.89	△	12.89					
- 12.9	●	12.9	165	12.9	9.5	45	110
- 12.91	△	12.91					
- 12.92	△	12.92					
- 12.93	△	12.93	165	13	9.5	45	110
- 12.94	△	12.94					
- 12.95	△	12.95					
- 12.96	△	12.96	165	13.1	9.5	45	110
- 12.97	△	12.97					
- 12.98	△	12.98					
- 12.99	△	12.99	165	13.1	9.5	45	110
- 13.0	●	13.0					
- 13.01	△	13.01					
- 13.02	△	13.02	165	13.1	9.5	45	110
- 13.03	△	13.03					
- 13.04	△	13.04					
- 13.05	△	13.05	165	13.2	9.5	45	110
- 13.06	△	13.06					
- 13.07	△	13.07					
- 13.08	△	13.08	165	13.2	9.5	45	110
- 13.09	△	13.09					
- 13.1	●	13.1					
- 13.11	△	13.11	165	13.2	9.5	45	110
- 13.12	△	13.12					
- 13.13	△	13.13					
- 13.14	△	13.14	165	13.3	9.5	45	110
- 13.15	△	13.15					
- 13.16	△	13.16					
- 13.17	△	13.17	165	13.3	9.5	45	110
- 13.18	△	13.18					
- 13.19	△	13.19					
- 13.2	●	13.2	165	13.3	9.5	45	110
- 13.21	△	13.21					
- 13.22	△	13.22					
- 13.23	△	13.23	165	13.4	9.5	45	110
- 13.24	△	13.24					
- 13.25	△	13.25					
- 13.26	△	13.26	165	13.4	9.5	45	110
- 13.27	△	13.27					
- 13.28	△	13.28					
- 13.29	△	13.29	165	13.4	9.5	45	110
- 13.3	●	13.3					
- 13.31	△	13.31					
- 13.32	△	13.32	165	13.4	9.5	45	110
- 13.33	△	13.33					
- 13.34	△	13.34					

Code No.	STOCK	DC H7	OAL	DCON	PL	LCF	LH
BRS- 13.35	△	13.35					
- 13.36	△	13.36	165	13.4	9.5	45	110
- 13.37	△	13.37					
- 13.38	△	13.38					
- 13.39	△	13.39	165	13.4	9.5	45	110
- 13.4	●	13.4					
- 13.41	△	13.41					
- 13.42	△	13.42	165	13.4	9.5	45	110
- 13.43	△	13.43					
- 13.44	△	13.44					
- 13.45	△	13.45	170	13.5	9.5	45	115
- 13.46	△	13.46					
- 13.47	△	13.47					
- 13.48	△	13.48	170	13.5	9.5	45	115
- 13.49	△	13.49					
- 13.5	●	13.5					
- 13.51	△	13.51	170	13.5	9.5	45	115
- 13.52	△	13.52					
- 13.53	△	13.53					
- 13.54	△	13.54	170	13.6	9.5	45	115
- 13.55	△	13.55					
- 13.56	△	13.56					
- 13.57	△	13.57	170	13.6	9.5	45	115
- 13.58	△	13.58					
- 13.59	△	13.59					
- 13.6	●	13.6	170	13.6	9.5	45	115
- 13.61	△	13.61					
- 13.62	△	13.62					
- 13.63	△	13.63	170	13.6	9.5	45	115
- 13.64	△	13.64					
- 13.65	△	13.65					
- 13.66	△	13.66	170	13.7	9.5	45	115
- 13.67	△	13.67					
- 13.68	△	13.68					
- 13.69	△	13.69	170	13.7	9.5	45	115
- 13.7	●	13.7					
- 13.71	△	13.71					
- 13.72	△	13.72	170	13.7	9.5	45	115
- 13.73	△	13.73					
- 13.74	△	13.74					
- 13.75	△	13.75	170	13.8	9.5	45	115
- 13.76	△	13.76					
- 13.77	△	13.77					
- 13.78	△	13.78	170	13.8	9.5	45	115
- 13.79	△	13.79					
- 13.8	●	13.8					
- 13.81	△	13.81	170	13.8	9.5	45	115
- 13.82	△	13.82					
- 13.83	△	13.83					
- 13.84	△	13.84	170	13.9	9.5	45	115
- 13.85	△	13.85					
- 13.86	△	13.86					
- 13.87	△	13.87	170	13.9	9.5	45	115
- 13.88	△	13.88					
- 13.89	△	13.89					
- 13.9	●	13.9	170	13.9	9.5	45	115
- 13.91	△	13.91					
- 13.92	△	13.92					

★PL means chamfering length to Φ DC.

Next page

HSS

FOR THROUGH HOLE

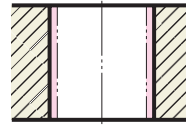


NIKKEN BROACH REAMER



BRS

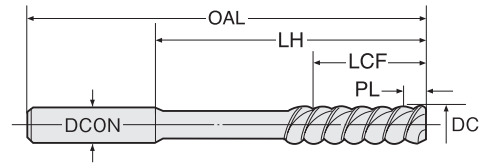
Broach Reamer (Straight Shank)



Explanation of the Code No.

BRS - 10.0

- DIAMETER
- BROACH REAMER SERIES
- BRS : STRAIGHT SHANK



LH-HELIX 60°

PN

P.141

*See P.4 for icons.

STOCK: ●=STANDARD STOCK ITEM(IN JAPAN) △=PRODUCTION BY ORDER

Code No.	STOCK	DC H7	OAL	DCON	PL	LCF	LH
BRS-13.93	△	13.93	170	13.9	9.5	45	115
-13.94	△	13.94					
-13.95	△	13.95					
-13.96	△	13.96					
-13.97	△	13.97	170	14	9.5	45	115
-13.98	△	13.98					
-13.99	△	13.99					
-14.0	●	14.0					
-14.01	△	14.01					
-14.02	△	14.02					
-14.03	△	14.03					
-14.04	△	14.04	170	14	9.5	45	115
-14.05	△	14.05					
-14.1	△	14.1					
-14.2	△	14.2					
-14.4	△	14.4					
-14.5	△	14.5					
-14.6	△	14.6					
-14.7	△	14.7					
-14.8	△	14.8	180	16	9.5	45	120
-14.9	△	14.9					
-14.97	△	14.97					
-14.98	△	14.98					
-14.99	△	14.99					
-15.0	△	15.0					
-15.01	△	15.01					
-15.02	△	15.02					
-15.03	△	15.03					
-15.04	△	15.04	180	16	9.5	45	120
-15.05	△	15.05					
-15.1	△	15.1					
-15.2	△	15.2					
-15.3	△	15.3					
-15.4	△	15.4					
-15.5	△	15.5					
-15.6	△	15.6					
-15.7	△	15.7					
-15.8	△	15.8	185	16	11.5	45	125
-15.875	△	15.875(5/8)					
-15.9	△	15.9					
-15.97	△	15.97					
-15.98	△	15.98					
-15.99	△	15.99					
-16.0	△	16.0					
-16.01	△	16.01					
-16.02	△	16.02					
-16.03	△	16.03					
-16.04	△	16.04	185	16	11.5	45	125
-16.05	△	16.05					
-16.1	△	16.1					
-16.2	△	16.2					
-16.3	△	16.3					
-16.4	△	16.4					
-16.5	△	16.5					
-16.6	△	16.6	185	16	11.5	50	125
-16.7	△	16.7					
-16.8	△	16.8					
-16.9	△	16.9					

Code No.	STOCK	DC H7	OAL	DCON	PL	LCF	LH
BRS-16.97	△	16.97					
-16.98	△	16.98	185	16	11.5	50	125
-16.99	△	16.99					
-17.0	△	17.0					
-17.01	△	17.01					
-17.02	△	17.02					
-17.03	△	17.03					
-17.04	△	17.04	185	16	11.5	50	125
-17.05	△	17.05					
-17.1	△	17.1					
-17.2	△	17.2					
-17.3	△	17.3					
-17.4	△	17.4					
-17.5	△	17.5					
-17.6	△	17.6					
-17.7	△	17.7					
-17.8	△	17.8	195	20	11.5	50	130
-17.9	△	17.9					
-17.97	△	17.97					
-17.98	△	17.98					
-17.99	△	17.99					
-18.0	△	18.0					
-18.01	△	18.01					
-18.02	△	18.02					
-18.03	△	18.03					
-18.04	△	18.04					
-18.05	△	18.05					
-18.1	△	18.1					
-18.2	△	18.2					
-18.3	△	18.3					
-18.4	△	18.4	195	20	11.5	50	130
-18.5	△	18.5					
-18.6	△	18.6					
-18.7	△	18.7					
-18.8	△	18.8					
-18.9	△	18.9					
-18.97	△	18.97					
-18.98	△	18.98					
-18.99	△	18.99					
-19.0	△	19.0					
-19.01	△	19.01					
-19.02	△	19.02					
-19.03	△	19.03					
-19.04	△	19.04	195	20	11.5	50	130
-19.05	△	19.05(3/4)					
-19.1	△	19.1					
-19.2	△	19.2					
-19.3	△	19.3					
-19.4	△	19.4					
-19.5	△	19.5					
-19.6	△	19.6					
-19.7	△	19.7					
-19.8	△	19.8	205	20	11.5	55	140
-19.9	△	19.9					
-19.97	△	19.97					
-19.98	△	19.98					
-19.99	△	19.99					
-20.0	△	20.0					

*PL means chamfering length to Φ DC.

Next page >>>>

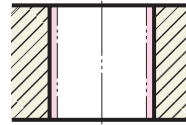
HSS FOR THROUGH HOLE

NIKKEN BROACH REAMER



BRS

Broach Reamer (Straight Shank)



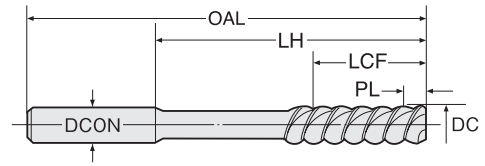
Explanation of the Code No.

BRS - **10.0**

DIAMETER

BROACH REAMER SERIES

BRS : STRAIGHT SHANK



LH-HELIX
60°

PN

P.141

*See P.4 for icons.

STOCK: ●=STANDARD STOCK ITEM(IN JAPAN) △=PRODUCTION BY ORDER

Code No.	STOCK	DC H7	OAL	DCON	PL	LCF	LH
BRS-20.01	△	20.01	205	20	11.5	55	140
-20.02	△	20.02					
-20.03	△	20.03					
-20.04	△	20.04					
-20.05	△	20.05					
-20.1	△	20.1					
-20.2	△	20.2					
-20.3	△	20.3	215	20	11.5	55	150
-20.4	△	20.4					
-20.5	△	20.5					
-20.99	△	20.99					
-21.0	△	21.0					
-21.99	△	21.99					
-22.0	△	22.0	215	20	11.5	55	150
-22.01	△	22.01					
-22.02	△	22.02					
-22.03	△	22.03					
-22.04	△	22.04					
-22.05	△	22.05					
-22.225	△	22.225 (7/8)	230	25	11.5	60	160
-23.0	△	23.0					
-23.01	△	23.01					
-23.02	△	23.02					
-23.03	△	23.03					
-23.04	△	23.04					
-23.05	△	23.05					
-23.99	△	23.99	230	25	11.5	60	160
-24.0	△	24.0					
-24.01	△	24.01					
-24.02	△	24.02					

Code No.	STOCK	DC H7	OAL	DCON	PL	LCF	LH
BRS-24.03	△	24.03	230	25	11.5	60	160
-24.04	△	24.04					
-24.05	△	24.05					
-24.99	△	24.99					
-25.0	△	25.0					
-25.01	△	25.01					
-25.02	△	25.02					
-25.03	△	25.03	230	25	11.5	60	160
-25.04	△	25.04					
-25.05	△	25.05					
-25.1	△	25.1					
-26.0	△	26.0					
-27.0	△	27.0					
-28.0	△	28.0	240	32	11.5	60	160
-29.0	△	29.0					
-30.0	△	30.0					
-30.1	△	30.1					
-30.5	△	30.5					
-31.0	△	31.0					
-31.5	△	31.5	280	32	15	60	200
-32.0	△	32.0					
-33.0	△	33.0					
-34.0	△	34.0					
-35.0	△	35.0					
-36.0	△	36.0					
-37.0	△	37.0	285	32	15	60	205
-38.0	△	38.0					
-39.0	△	39.0					
-40.0	△	40.0					

★PL means chamfering length to ϕ DC.



• When the incremental of the reamer diameter is 0.1mm for the straight shank broach reamer, the shank diameter of the reamer from ϕ 3mm to ϕ 14mm is the same diameter of the reamer.
 When the incremental of the reamer diameter is 0.01mm for the straight shank broach reamer;
 If the decimal two columns of the reamer diameter is lower equal to 3, the shank diameter is lower diameter of 0.1mm incremental.
 If the decimal two columns of the reamer diameter is higher equal to 4, the shank diameter is higher diameter of 0.1mm incremental.
 e.g. Shank diameter of BRS-3.1: ϕ 3.1mm, Shank diameter of BRS-3.13: ϕ 3.1mm, Shank diameter of BRS-3.14: ϕ 3.2mm

HSS FOR THROUGH HOLE

